

Diocese of San Diego

GUIDELINES FOR CELEBRATION OF THE SACRAMENT OF CONFIRMATION

Candidates/Newly Confirmed

Those receiving the Sacrament of Confirmation should be called **candidates** before they are confirmed and **newly confirmed** after they have been confirmed, i.e. anointed with chrism.

Attire

Confirmation gowns are optional. Every effort should be made, especially when gowns are not worn, to ensure that the candidates and their sponsors are dressed appropriately and modestly.

Ministers

The Bishop will ordinarily be the sole minister of the sacrament. The concelebrating priests join the Bishop in extending their hands over the candidates, while the Bishop alone says the prayer.

The Pastor and Associate Pastors should concelebrate the Mass. If there is not a deacon to proclaim the Gospel, the pastor or associate pastor should do so, requesting and receiving the Bishop's blessing beforehand.

The Deacon proclaims the gospel, assists the Bishop during the preparation of the gifts and the eucharistic prayer, and serves as a minister of the cup at communion.

It is recommended that the **lectors, extraordinary ministers of Communion** and **servers** be selected from those who regularly exercise well these ministries in the parish.

Music

Music should be selected that fosters an atmosphere of prayer and encourages participation by the candidates, sponsors and entire assembly. Anything akin to performance and entertainment should be avoided.

Accompaniment should sustain song and never drown out voices, thereby discouraging "full, conscious and active participation."

During the anointing of the candidates there should be vocal or instrumental music.

Silence is preferred to a meditation song after the distribution of Communion.

Procession and Recession

Since candidates and their sponsors are not liturgical ministers, they should not be part of the liturgical procession. They should be in their places before the time the Mass is scheduled to begin and may do so either at random, or by way of a very simple pre-Mass procession in which case there may be instrumental accompaniment, but nothing is to be sung. Once in their places, they should join the assembly in the entrance song.

Similarly, the newly confirmed and their sponsors should not be part of the liturgical recessional. They should remain in their places joining with the assembly in the closing song, and they may be the first to leave thereafter.

Pictures

No pictures are to be taken during the Mass of Confirmation. However, with the permission of the Bishop, a single photographer may be designated to take pictures of the candidates as they are anointed, provided that this can be done without flash and in an inconspicuous manner.

The Bishop will usually have time after the ceremony to pose for one picture with each of the newly confirmed alone or with their sponsors.

Bilingual Celebrations

If it is appropriate for certain prayers or readings to be prayed or proclaimed in Spanish or another language, they should not be repeated in English.

Witness Talks

Witness talks or other types of sharing by candidates should not be inserted into the Mass of Confirmation.

Certificates or Gifts

If the newly confirmed are to receive certificates of Confirmation or gifts from the parish, these should not be distributed during the Mass.

Liturgical Books and Planning Sheet

The Roman Missal, lectionary, book of the Gospels and planning sheet should be available for the Bishop to review before he vests.

THE MASS OF CONFIRMATION

The Ritual Mass for Confirmation yields to the Masses prescribed for Easter Sunday and Easter Week, the Sundays of the Easter Season, Solemnities and Feasts of the Lord. The Ritual Mass for Confirmation calls for red vestments. When the Ritual Mass yields to other Masses the color of vestments changes accordingly.

In the Ritual Mass for Confirmation, the Gloria is optional. The Creed is always replaced by the Renewal of Baptismal Promises.

Presentation of the Candidates

After the Gospel, the assembly is seated. The Bishop puts on his miter. The pastor, an associate pastor, deacon or catechist presents the candidates. This should be done very briefly and without reviewing the formation program.

A formula such as the following may be used:

Bishop _____, the parish community of _____ wishes to present to you its candidates for Confirmation. Their parents, their sponsors and their teachers attest to their readiness to be confirmed, and the candidates, themselves, have freely asked to receive the sacrament.

Will all the candidates for Confirmation, just the candidates, please stand.

The Bishop may invite the assembly to affirm the candidates for Confirmation by reverent applause.

Homily

The candidates are seated and the Bishop then gives a homily.

Renewal of Baptismal Promises

After the homily only the candidates stand for their renewal of baptismal promises which the entire assembly concludes with “Amen.” They do not hold lighted candles at this time.

Bishop: Do you reject Satan and all his works and all his empty promises?

Candidates: I do.

Bishop: Do you believe in God the Father almighty, creator of heaven and earth?

Candidates: I do.

Bishop: Do you believe in Jesus Christ, his only Son, our Lord,
who was born of the Virgin Mary,
was crucified, died, and was buried,
rose from the dead,
and is now seated at the right hand of the Father?

Candidates: I do.

Bishop: Do you believe in the Holy Spirit,
the Lord, the giver of life,
who came upon the apostles at Pentecost
and today is given to you sacramentally in Confirmation?

Candidates: I do.

Bishop: Do you believe in the holy Catholic Church,
the communion of saints, the forgiveness of sins,
the resurrection of the body, and life everlasting?

Candidates: I do.

Bishop: This is our faith. This is the faith of the Church.
We are proud to profess it in Christ Jesus our Lord.

All: Amen.

The Laying On of Hands with Prayer Before Anointing

The candidates remain standing for this part of the ritual.

The Bishop addresses the assembly which remains seated. He may use the following or something similar:

My dear friends:
in baptism God our Father gave the new birth of eternal life
to his chosen sons and daughters
Let us pray to our Father
that he will pour out the Holy Spirit
to strengthen his sons and daughters with his gifts
and anoint them to be more like Christ the Son of God.

After a moment of quiet prayer, the Bishop, joined by concelebrating priests, extend their hands over all the candidates who may bow their heads as the Bishop alone says:

All-powerful God, Father of our Lord Jesus Christ,
by water and the Holy Spirit
you freed you sons and daughters from sin
and gave them new life.
Send your Holy Spirit upon them
to be their Helper and Guide.
Give them the spirit of wisdom and understanding,
the spirit of right judgment and courage,
the spirit of knowledge and reverence.
Fill them with the spirit of wonder and awe in you presence.
We ask this through Christ our Lord.

All: Amen.

The Anointing with Chrism

The Bishop wearing his miter and carrying his staff administers the sacrament of Confirmation. He is assisted by the pastor who holds the chrism.

Candidates and their sponsors, one sponsor for each candidate, should approach the Bishop immediately after one another and without gaps between them first from one side and then from the other, according to the appended diagram.

Sponsors place a hand on the shoulder of their candidate; they do not verbally introduce them.

Candidates should come right up to the Bishop wearing **name tags with only the Confirmation name on them.**

The Bishop dips his right thumb into the chrism and laying his hand on the forehead of the candidate makes the sign of the cross while saying: **N., BE SEALED WITH THE GIFT OF THE HOLY SPIRIT.**

The newly confirmed responds audibly: **AMEN.**

The Bishop says: **PEACE BE WITH YOU.**

The newly confirmed responds audibly: **AND WITH YOUR SPIRIT.**

This dialogue is very important and should be carefully rehearsed.

After candidates are anointed, they and their sponsors should return to their places and immediately be seated so as not to obscure the vision of the assembly from any action still taking place.

Following the anointing, the Bishop goes to the chair where he purifies his hand in a manner he has predetermined. He may invite the assembly to join him in offering congratulations to the newly confirmed.

General Intercessions

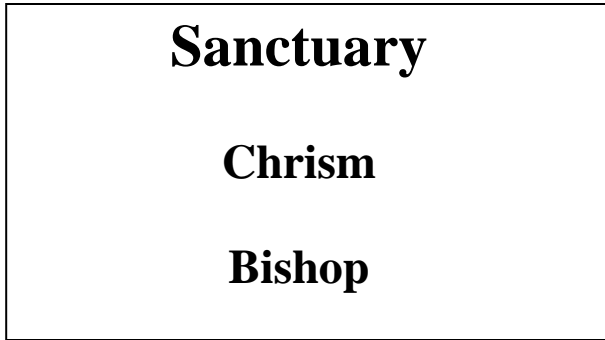
It is recommended that the petitions be taken by the deacon or one of the lectors who should approach the ambo while the Bishop is purifying his hands. Suggested intercessions from the ritual are appended.

Preparation of the Gifts

It is recommended that several of the newly confirmed bring the gifts of bread and wine and nothing more to the Bishop. There should be a sufficient number of hosts to consecrate for all in the assembly who will come to Communion and enough wine to consecrate for at least the newly confirmed and their sponsors to have the opportunity for reception from the cup.

Concluding Comments

Brief concluding comments and expressions of gratitude may be made after the Prayer after Communion by the pastor or person designated by him. This is not the time for repeated applause.



Side I

Side II

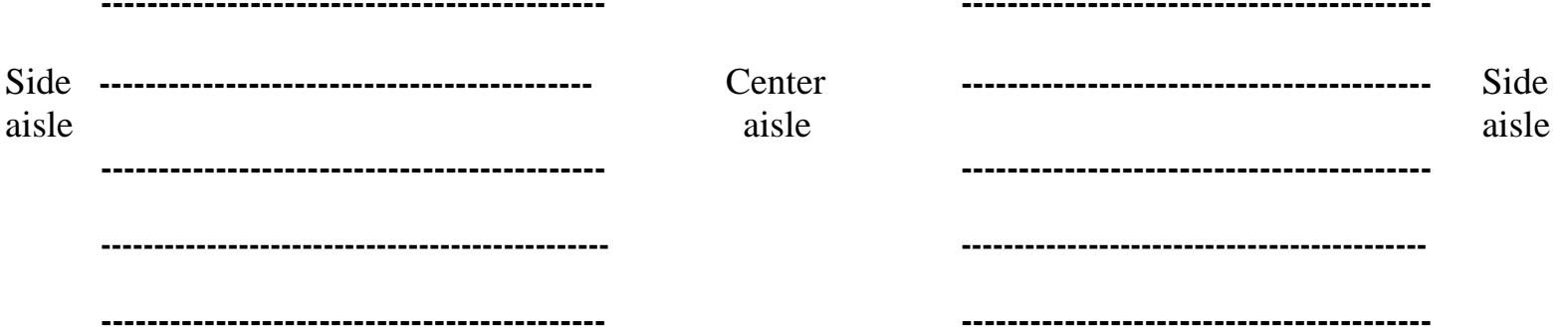



Diagram for Approaching the Bishop for Anointing

Sample Optional Petition for the Sacrament of Confirmation

I _____, a member of _____ Parish

in _____, wish to receive the gift of the Holy Spirit who came upon the apostles at Pentecost and is given sacramentally in Confirmation.

I want to receive the sacrament of Confirmation because:

I have prepared for the Sacrament of Confirmation by:

I have chosen _____ to be my sponsor. I have made this choice because:

The ways I am presently putting my faith into practice are:

I understand that the gift of the Holy Spirit will help me to be a better Christian and Catholic with responsibility to share in the mission of Jesus. Some ways I plan to do this are:

Signed: _____